

DMVQ PRINTABLE CHECKLIST

Driver License Renewal Checklist





Use this before renewing an Ohio driver license or state ID at an official DMV or BMV office.



Scan for the full web guide

BRING THESE

Bring what matches your renewal

-  **Current Ohio license or ID**
A current card, or one expired less than six months, helps a Standard renewal move quickly.
-  **Payment**
Bring payment for the renewal term you choose.
-  **REAL ID documents**
Needed if you want a first-time Compliant card.
-  **Change documents**
Bring certified name-change proof or address proof if your record changed.

DECISION POINT

When to visit

Visit an official office

For REAL ID, name or address changes, expired cards, or a fresh photo.

Check online eligibility

Some Standard renewals can be handled through Ohio online services.

AT THE VISIT

Simple steps

- 1 Decide Standard or REAL ID.
- 2 Gather documents and payment.
- 3 Complete vision screening and photo if required.
- 4 Carry interim paperwork until the card arrives.

Avoid a return trip

Do not wait past six months expired if you can avoid it.

Do not assume a Standard renewal becomes REAL ID.

Bring original or certified identity documents when needed.

For illustrative purposes only. This DMVQ guide is a plain-language planning aid. Requirements, fees, and eligibility are subject to change and may not reflect the most up to date information. Verify current requirements at bmv.ohio.gov or call an official DMV or BMV office before visiting.