

DMVQ PRINTABLE CHECKLIST

Ohio REAL ID Checklist





Use this checklist before you visit an official office for a Compliant Ohio driver license or ID card.



Scan for the full web guide

BRING THESE

Bring these originals or certified copies

-  **Identity and birth date**
Certified birth certificate, valid U.S. passport, or another accepted identity document.
-  **Social Security number**
Social Security card, W-2, 1099, or accepted document showing your full number.
-  **Two Ohio address proofs**
Two documents from different sources showing your current Ohio street address.
-  **Name-change proof**
Only if your current legal name differs from your identity document.

DECISION POINT

Compliant or Standard?

Choose REAL ID

For domestic flights or many secure federal facilities without carrying a passport.

Choose Standard

For regular Ohio driving or ID use when you do not need federal acceptance.

AT THE VISIT

Simple steps

- 1** Gather original documents.
- 2** Choose Compliant when you check in.
- 3** Have documents verified and photo taken.
- 4** Leave with interim paperwork while the card is mailed.

Avoid a return trip

Do not bring photocopies or screenshots.

Bring two address proofs, not one.

Bring certified name-change documents when names do not match.

For illustrative purposes only. This DMVQ guide is a plain-language planning aid. Requirements, fees, and eligibility are subject to change and may not reflect the most up to date information. Verify current requirements at bm.ohio.gov or call an official DMV or BMV office before visiting.

OFFICIAL SOURCES

- | Ohio BMV REAL ID
- | Ohio BMV acceptable documents

UPDATED JUNE 2026

AKR-DMVQ-REALID Rev 06/2026

Web guide: dmvq.com/real-id

Accessible version: dmvq.com/downloads/real-id/