

DMVQ PRINTABLE CHECKLIST

# Replacement License or ID Checklist





Use this if your Ohio license or ID is lost, stolen, damaged, or needs to be reissued.



Scan for the full web guide

BRING THESE

## Bring what you still have

-  **Any ID you still have**  
An expired card, passport, school ID, or other photo ID may help verify identity.
-  **Personal information**  
Be ready to confirm your name, birth date, address, and Social Security information.
-  **REAL ID document set**  
Needed if you want to switch to REAL ID during the replacement visit.
-  **Payment**  
A duplicate card has its own fee and keeps the existing expiration date.

DECISION POINT

## Duplicate or renewal?

- Duplicate**  
Replaces the card but keeps the same expiration date.
- Renewal**  
Starts a new term if you are eligible to renew instead.

AT THE VISIT

## Simple steps

- 1** Gather available ID and documents.
- 2** Tell the clerk you need a duplicate card.
- 3** Verify identity and take a new photo if needed.
- 4** Leave with interim paperwork while the card is mailed.

## Avoid a return trip

Do not expect a duplicate to extend your term.

If stolen, consider a police report for your protection.

Do not bring photocopies for identity verification.

For illustrative purposes only. This DMVQ guide is a plain-language planning aid. Requirements, fees, and eligibility are subject to change and may not reflect the most up to date information. Verify current requirements at [bmv.ohio.gov](http://bmv.ohio.gov) or call an official DMV or BMV office before visiting.

OFFICIAL SOURCES

- Ohio BMV duplicate license or ID
- Ohio BMV online services

UPDATED JUNE 2026

AKR-DMVQ-DUPLICATE Rev 06/2026

Web guide: [dmvq.com/duplicate-replacement-license](http://dmvq.com/duplicate-replacement-license)

Accessible version: [dmvq.com/downloads/duplicate-replacement-license/](http://dmvq.com/downloads/duplicate-replacement-license/)