

DMVQ PRINTABLE CHECKLIST

Ohio State ID Checklist





Use this checklist if you need an Ohio photo ID but do not need a driver license.



Scan for the full web guide

BRING THESE

Bring these for a first-time ID or REAL ID

-  **Proof of identity**
Certified birth certificate, valid passport, or another accepted identity document.
-  **Proof of Social Security number**
Social Security card, W-2, 1099, or accepted document.
-  **Two Ohio address proofs**
Two documents from different sources with your current street address.
-  **Payment or eligibility proof**
Bring payment unless you qualify for a free state ID under Ohio rules.

DECISION POINT

Standard ID or REAL ID?

- REAL ID state ID**
Works for domestic flights and many secure federal facilities.
- Standard state ID**
Works as Ohio identification but not for federal REAL ID uses.

AT THE VISIT

Simple steps

- 1** Gather the documents before you leave home.
- 2** Tell the clerk whether you want Standard or REAL ID.
- 3** Verify your information and take your photo.
- 4** Use interim paperwork until the card arrives by mail.

Avoid a return trip

Do not expect the permanent card at the counter.

Do not bring only one address proof.

Do not hold both a driver license and state ID at the same time.

For illustrative purposes only. This DMVQ guide is a plain-language planning aid. Requirements, fees, and eligibility are subject to change and may not reflect the most up to date information. Verify current requirements at bmv.ohio.gov or call an official DMV or BMV office before visiting.

OFFICIAL SOURCES

- Ohio BMV state ID card
- Ohio BMV documents and fees

UPDATED JUNE 2026

AKR-DMVQ-STATEIDCARD Rev 06/2026
Web guide: dmvq.com/state-id-card
Accessible version: dmvq.com/downloads/state-id-card/