

DMVQ PRINTABLE CHECKLIST

Disability Placard & Plates Checklist





Use this before applying for an Ohio removable windshield placard or accessible plates.



Scan for the full web guide

BRING THESE

Bring both documents, complete

-  **Form BMV 4826**
Completed in the name of the person with the disability and signed.
-  **Original prescriber certification**
An original prescription from your health care provider. Copies are rejected. It must name the applicant, request a placard, be signed and dated, and state the duration or that it is permanent.
-  **Photo ID**
A valid photo ID for the applicant.
-  **Payment**
\$8.00 for a temporary or standard placard, \$15.00 for permanent.

DECISION POINT

Which placard fits the prescription?

Temporary or standard

Six months or less is temporary, over six months and up to 10 years is standard. Each is \$8.00.

Permanent

No expiration, \$15.00, when the provider certifies the disability as permanent.

Accessible plates

Same medical eligibility, no extra annual fee, and they can be combined with a placard.

AT THE VISIT

Simple steps

- 1** See your health care provider and get an original certification that meets every requirement.
- 2** Complete form BMV 4826 in the name of the person with the disability.
- 3** Apply in person at an official DMV or BMV office, or mail the application to BMV Registration Support Services in Columbus.
- 4** In person, you typically leave with the placard the same day.

Avoid a return trip

Do not bring a photocopy of the prescription, only originals are accepted.

Do not leave the duration blank, the provider must give an end date or mark it permanent or the application is rejected.

Do not drive with the placard hanging from the mirror, remove it while the vehicle is moving.

For illustrative purposes only. This DMVQ guide is a plain-language planning aid. Requirements, fees, and eligibility are subject to change and may not reflect the most up to date information. Verify current requirements at bmv.ohio.gov or call an official DMV or BMV office before visiting.